Item	Date	Remark
A	20111108	Original Drawing
B	20120309	Add Double Side Tape On FPC

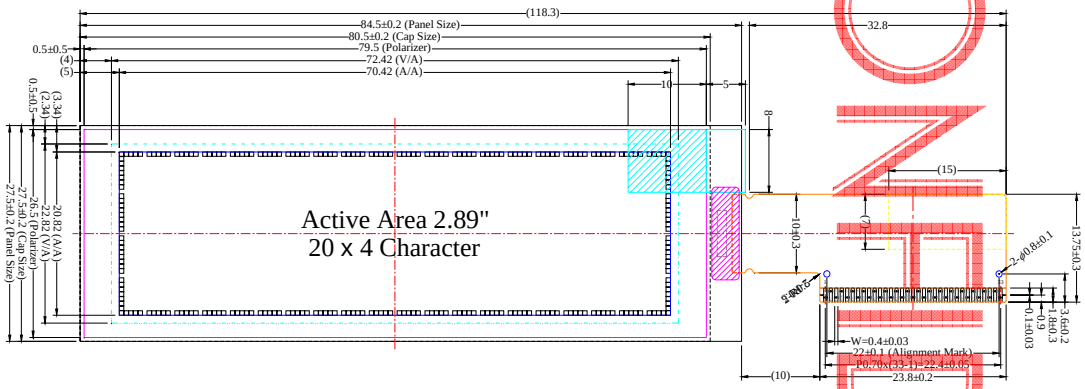

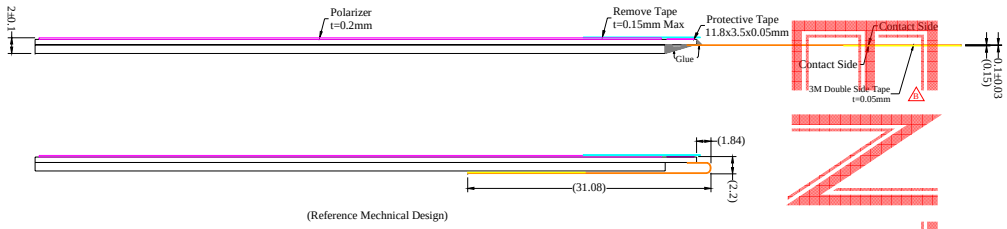

(Reference Mechnical Design)



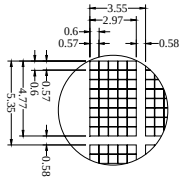

Detail "A"
Scale (2:1)

Pin	Symbol
1	N.C.
2	VSL
3	VSS
4	REGVDD
5	SHLC
6	SHLS
7	VDD
8	VDDIO
9	BS0
10	BS1
11	BS2
12	GPIO
13	CS#
14	RES#
15	D/C#
16	R/W#(WR#)
17	E(RD#)
18	D0
19	D1
20	D2
21	D3
22	D4
23	D5
24	D6
25	D7
26	IREF
27	ROM0
28	ROM1
29	OPR0
30	OPR1
31	VCOMH
32	VCC
33	N.C.

Notes:

1. Color: White
2. Driver IC: US2066
3. FPC Number: UT-0166-P01
4. Interface:
   4-/8-bit 68XX/80XX Parallel, SPI, I2C
5. General Tolerance: ±0.30
6. The total thickness (2.10 Max) is without polarizer protective film & remove tape.
   The actual assembled total thickness with above materials should be 2.35 Max.

Unless Otherwise Specified			Title	MLD204A-1 Folding Type OEL Display Module Pixel Number: Character 20 x 4, Monochrome, COG Package				Material		
Unit	mm							Soda Lime / Polyimide		
General Roughness										
Tolerance				Drawn	E.E.	Panel / E.	P.M.			
Dimension	±0.3	By		Gary Lin	Ting Kuo Hu	Ivy Lo	Kate Chung	Scale	Sheet	Size
Angle	±1	Date		20120309	20120309	20120309	20120309	1:1	1 of 1	A3